







Enhanced Fujita Scale

| Scale | Wind Speed mph | Wind Speed km/h | Relative Frequency | Potential Damage | |
|-------|-------------------|--------------------|-----------------------|---|---|
| EF0 | 65-85 | 105-137 | 53.50% | Minor damage - Peels surface off some roofs; some damage to gutters or siding; branches broken off trees; shallow-rooted trees pushed over. Confirmed tornadoes with no reported damage (i.e., those that remain in open fields) are always rated EF0. |  |
| EF1 | 86-110 | 138-178 | 31.60% | Moderate damage - Roofs severely stripped; mobile homes overturned or badly damaged; loss of exterior doors; windows and other glass broken. |  |
| EF2 | 111-135 | 179-218 | 10.70% | Considerable damage - Roofs torn off well-constructed houses; foundations of frame homes shifted; mobile homes completely destroyed; large trees snapped or uprooted; light-object missiles generated; cars lifted off ground. |  |
| EF3 | 136-165 | 219-266 | 3.40% | Severe damage - Entire stories of well-constructed houses destroyed; severe damage to large buildings such as shopping malls; trains overturned; trees debarked; heavy cars lifted off the ground and thrown; structures with weak foundations blown away some distance. |  |
| EF4 | 166-200 | 267-322 | 0.70% | Extreme damage to near-total destruction - Well-constructed houses and whole frame houses completely leveled; cars thrown and small missiles generated. |  |
| EF5 | >200 | >322 | <0.1% | Total destruction - Strong frame houses leveled off foundations and swept away; steel-reinforced concrete structure badly damaged; high-rise buildings have significant structural deformation. |  |

Enhanced Fujita Scale

1

2

3